


# NA2XSEBY 3 x (25-300)

## mm<sup>2</sup> 3.6/6 kV

NA2XSEBY-3 core AL XLPE PVC with STA armor



(Aluminium Conductor, XLPE Insulated, Copper Tape Screen, Galvanized Steel Tape Armor, PVC Sheathed) *Standard Specification : IEC 60502-2*

### Construction Data


Nom. Cross Section Area	Overall Diameter	Cable Weight
	approx.	approx.
mm <sup>2</sup>	mm	kg/km
25	38.0	1,922
35	41.0	2,206
50	43.5	2,517
70	48.0	3,016
95	52.0	3,534
120	55.5	4,062
150	59.0	4,531
185	63.0	5,191
240	68.5	6,180
300	75.0	7,327

#### Application :

For installation indoor, in ground direct burried, for power station and switchgear, if there is a risk that low mechanical damage may occur.

#### Special Features on Request

- Oil Resistance
- UV Resistance
- Flame Retardant Cat. A, B, C
- Flame Retardant Non Category
- Anti Termite
- Anti Rodent
- Low Smoke Zero Halogen



#### Note :

##### Conductor Shape

25 - 300 sqmm supplied in compacted circular stranded (cm) conductor shape

##### Standard Packing

25 - 70 sqmm supplied in wooden drum @ 1000m

95 - 300 sqmm will be supplied in wooden drum on available length  
Length Tolerance per drum ± 2%


### Electrical Data

Conductor			Inductance	Current - Carrying Capacity at 30° C*		Short current circuit at 1 sec	
Nom. Cross Sect.	DC Resistance at 20°C	AC Resistance at 90°C		in air	in ground	Conductor	Screen
	Max. (Ω/km)	Max. (Ω/km)		Max. (A)	Max. (A)	Max. (kA)	Max. (kA)
(mm <sup>2</sup> )			(mH/km)				
25	1.20	1.539	0.346	117	113	2.35	1.03
35	0.868	1.113	0.326	142	136	3.29	1.03
50	0.641	0.822	0.314	170	159	4.70	1.03
70	0.443	0.568	0.296	212	195	6.58	1.03
95	0.320	0.411	0.284	257	233	8.93	1.03
120	0.253	0.325	0.276	295	264	11.28	1.03
150	0.206	0.265	0.269	334	295	14.10	1.03
185	0.164	0.212	0.262	384	334	17.39	1.03
240	0.125	0.162	0.256	450	386	22.56	1.37
300	0.100	0.130	0.253	512	433	28.20	1.37

# NA2XSEBY 3 x (25-300)

## mm<sup>2</sup> 6/10 kV

NA2XSEBY-3 core AL XLPE PVC with STA armor



(Aluminium Conductor, XLPE Insulated, Copper Tape Screen, Galvanized Steel Tape Armor, PVC Sheathed) *Standard Specification : IEC 60502-2*

### Construction Data


Nom. Cross Section Area	Overall Diameter	Cable Weight
	approx.	approx.
mm <sup>2</sup>	mm	kg/km
25	42.5	2,270
35	45.5	2,619
50	48.0	2,918
70	52.5	3,431
95	56.5	4,030
120	60.0	4,520
150	63.0	5,018
185	67.5	5,697
240	73.0	6,733
300	77.5	7,697

#### Application :

For installation indoor, in ground direct buried, for power station and switchgear, if there is a risk that low mechanical damage may occur.

#### Special Features on Request

- Oil Resistance
- UV Resistance
- Flame Retardant Cat. A, B, C
- Flame Retardant Non Category
- Anti Termite
- Anti Rodent
- Low Smoke Zero Halogen



#### Note:

##### Conductor Shape

25 - 300 sqmm supplied in compacted circular stranded (cm) conductor shape

##### Standard Packing

25 - 50 sqmm supplied in wooden drum @ 1000 m

70 - 300 sqmm will be supplied in wooden drum on available length  
Length Tolerance per drum ± 2%


### Electrical Data

Nom. Cross Sect.	Conductor		Inductance	Current - Carrying Capacity at 30° C*		Short circuit current at 1sec	
	DC	AC		in air	in ground	Conductor	Screen
	Resistance at 20°C	Resistance at 90°C					
(mm <sup>2</sup> )	Max. (Ω/km)	Max. (Ω/km)	(mH/km)	Max. (A)	Max. (A)	Max. (kA)	Max. (kA)
25	1.20	1.539	0.372	119	113	2.35	1.03
35	0.868	1.113	0.350	144	135	3.29	1.03
50	0.641	0.822	0.336	172	159	4.70	1.03
70	0.443	0.568	0.316	214	195	6.58	1.03
95	0.320	0.411	0.303	259	232	8.93	1.03
120	0.253	0.325	0.293	298	264	11.28	1.03
150	0.206	0.265	0.285	336	295	14.10	1.03
185	0.164	0.211	0.277	386	334	17.39	1.37
240	0.125	0.162	0.268	451	385	22.56	1.37
300	0.100	0.130	0.261	514	433	28.20	1.37

# NA2XSEBY 3 x (25-300)

## mm<sup>2</sup> 8.7/15 kV

NA2XSEBY-3 core AL XLPE PVC with STA armor



(Aluminium Conductor, XLPE Insulated, Copper Tape Screen, Galvanized Steel Tape Armor, PVC Sheathed) *Standard Specification : IEC 60502-2*

### Construction Data


Nom. Cross Section Area	Overall Diameter	Cable Weight
	approx.	approx.
mm <sup>2</sup>	mm	kg/km
25	48.0	2,792
35	51.0	3,122
50	53.5	3,448
70	58.0	4,054
95	62.0	4,624
120	65.0	5,151
150	68.5	5,666
185	73.0	6,460
240	78.0	7,474
300	84.0	9,262

#### Application :

For installation indoor, in ground direct burried, for power station and switchgear, if there is a risk that low mechanical damage may occur.

#### Special Features on Request

- Oil Resistance
- UV Resistance
- Flame Retardant Cat. A, B, C
- Flame Retardant Non Category
- Anti Termite
- Anti Rodent
- Low Smoke Zero Halogen



#### Note :

##### Conductor Shape

25 - 300 sqmm supplied in compacted circular stranded (cm) conductor shape

##### Standard Packing

25 sqmm supplied in wooden drum @ 1000 m

35 - 300 sqmm will be supplied in wooden drum on available length


Length Tolerance per drum ± 2%

### Electrical Data

Conductor			Inductance	Current - Carrying Capacity at 30° C*		Short current circuit at 1 sec	
Nom. Cross Sect.	DC Resistance at 20°C	AC Resistance at 90°C		in air	in ground	Conductor	Screen
	Max. (Ω/km)	Max. (Ω/km)		Max. (A)	Max. (A)	Max. (kA)	Max. (kA)
25	1.20	1.539	0.400	121	113	2.35	1.03
35	0.868	1.113	0.376	146	135	3.29	1.03
50	0.641	0.822	0.361	174	159	4.70	1.03
70	0.443	0.568	0.338	216	194	6.58	1.03
95	0.320	0.411	0.323	261	232	8.93	1.03
120	0.253	0.325	0.312	300	264	11.28	1.03
150	0.206	0.265	0.304	338	294	14.10	1.37
185	0.164	0.211	0.294	387	333	17.39	1.37
240	0.125	0.162	0.284	452	384	22.56	1.37
300	0.100	0.130	0.276	515	431	28.20	1.37

# NA2XSEBY 3 x (35-300) mm<sup>2</sup> 12/20 kV

NA2XSEBY-3 core AL XLPE PVC with  
STA armor



(Aluminium Conductor, XLPE Insulated, Copper Tape Screen, Galvanized Steel Tape Armor, PVC Sheathed) *Standard Specification : IEC 60502-2*

## Construction Data


Nom. Cross Section Area	Overall Diameter	Cable Weight
	approx.	approx.
mm <sup>2</sup>	mm	kg/km
35	56.0	3,659
50	58.5	3,998
70	63.0	4,581
95	66.5	5,186
120	70.0	5,737
150	73.5	6,346
185	77.5	7,094
240	84.0	8,941
300	89.0	10,064

### Application :

For installation indoor, in ground direct burried, for power station and switchgear, if there is a risk that low mechanical damage may occur.

### Special Features on Request

- Oil Resistance
- UV Resistance
- Flame Retardant Cat. A, B, C
- Flame Retardant Non Category
- Anti Termite
- Anti Rodent
- Low Smoke Zero Halogen



### Note :

#### Conductor Shape

35 - 300 sqmm supplied in compacted circular stranded (cm) conductor shape

#### Standard Packing

35 - 300 sqmm will be supplied in wooden drum on available length  
Length Tolerance per drum  $\pm 2\%$


## Electrical Data

Conductor			Inductance	Current - Carrying Capacity at 30° C*		Short current circuit at 1 sec	
Nom. Cross Sect.	DC Resistance at 20°C	AC Resistance at 90°C		in air	in ground	Conductor	Screen
	Max. (Ω/km)	Max. (Ω/km)		Max. (A)	Max. (A)	Max. (kA)	Max. (kA)
(mm <sup>2</sup> )			(mH/km)				
35	0.868	1.113	0.397	147	135	3.29	1.03
50	0.641	0.822	0.380	175	159	4.70	1.03
70	0.443	0.568	0.357	218	194	6.58	1.03
95	0.320	0.411	0.340	263	232	8.93	1.37
120	0.253	0.325	0.328	302	263	11.28	1.37
150	0.206	0.265	0.319	339	294	14.10	1.37
185	0.164	0.211	0.308	389	333	17.39	1.37
240	0.125	0.162	0.297	454	383	22.56	1.37
300	0.100	0.130	0.289	516	430	28.20	1.37

# NA2XSEBY 3 x (50-300)

## mm<sup>2</sup> 18/30 kV

NA2XSEBY-3 core AL XLPE PVC with STA armor



(Aluminium Conductor, XLPE Insulated, Copper Tape Screen, Galvanized Steel Tape Armor, PVC Sheathed) *Standard Specification : IEC 60502-2*

### Construction Data


Nom. Cross Section Area	Overall Diameter	Cable Weight
	approx.	approx.
mm <sup>2</sup>	mm	kg/km
50	70.5	5,444
70	75.0	6,180
95	79.0	6,860
120	83.5	8,269
150	87.0	8,898
185	91.0	9,807
240	96.0	10,961
300	101.5	12,278

#### Application :

For installation indoor, in ground direct buried, for power station and switchgear, if there is a risk that low mechanical damage may occur.

#### Special Features on Request

- Oil Resistance
- UV Resistance
- Flame Retardant Cat. A, B, C
- Flame Retardant Non Category
- Anti Termite
- Anti Rodent
- Low Smoke Zero Halogen



#### Note :

##### Conductor Shape

50 - 300 sqmm supplied in compacted circular stranded (cm) conductor shape

##### Standard Packing

50 - 300 sqmm will be supplied in wooden drum on available length  
Length Tolerance per drum ± 2%

### Electrical Data

Nom. Cross Sect. (mm <sup>2</sup> )	Conductor		Inductance (mH/km)	Current - Carrying Capacity at 30° C*		Short current circuit at 1 sec	
	DC Resistance at 20°C	AC Resistance at 90°C		in air	in ground	Conductor	Screen
	Max. (Ω/km)	Max. (Ω/km)		Max. (A)	Max. (A)	Max. (kA)	Max. (kA)
50	0.641	0.822	0.423	177	158	4.70	1.37
70	0.443	0.568	0.396	219	193	6.58	1.37
95	0.320	0.411	0.377	265	231	8.93	1.37
120	0.253	0.325	0.364	304	262	11.28	1.37
150	0.206	0.265	0.353	342	293	14.10	1.37
185	0.164	0.211	0.340	391	331	17.39	1.37
240	0.125	0.161	0.327	456	382	22.56	1.37
300	0.100	0.130	0.317	515	428	28.20	1.37